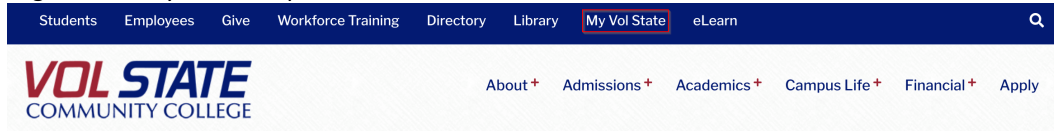


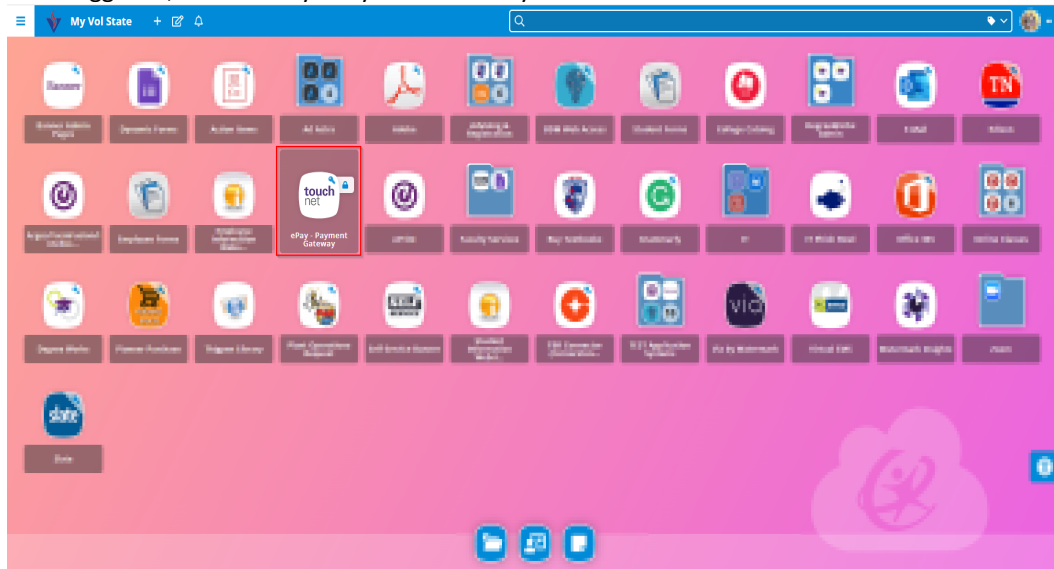
How to Pay Your Student Bill

To make paying your bill more convenient, students can pay online 24 hours a day. VolState accepts American Express, Discover, MasterCard, Visa, and electronic checks from checking or savings accounts.

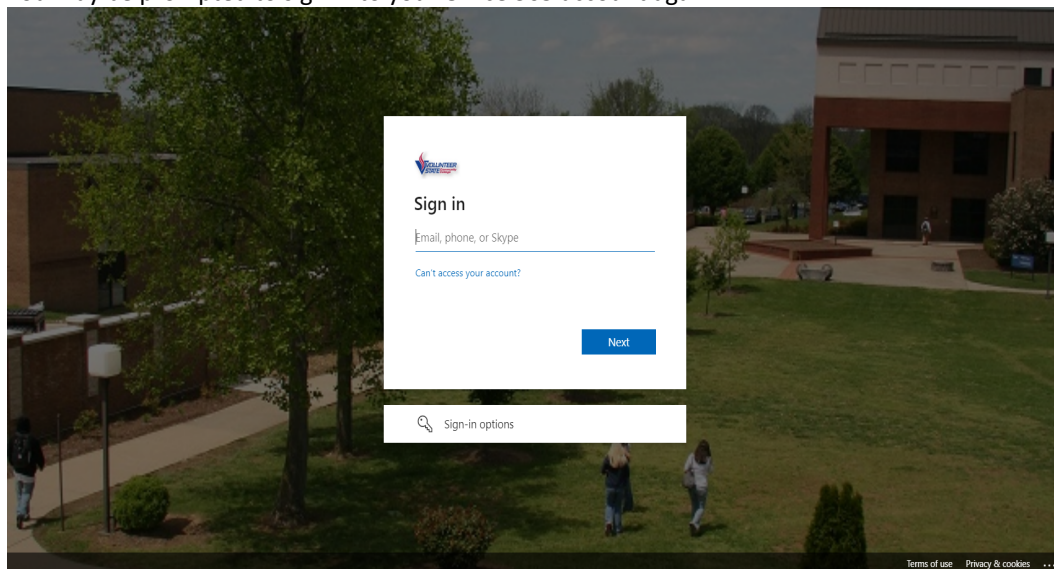
Log into the My Vol State portal.



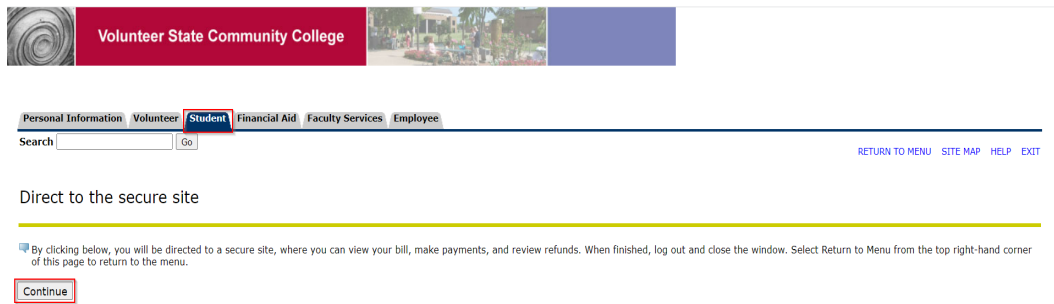
Once logged in, select “ePay - Payment Gateway”.



You may be prompted to sign in to your Office 365 account again.

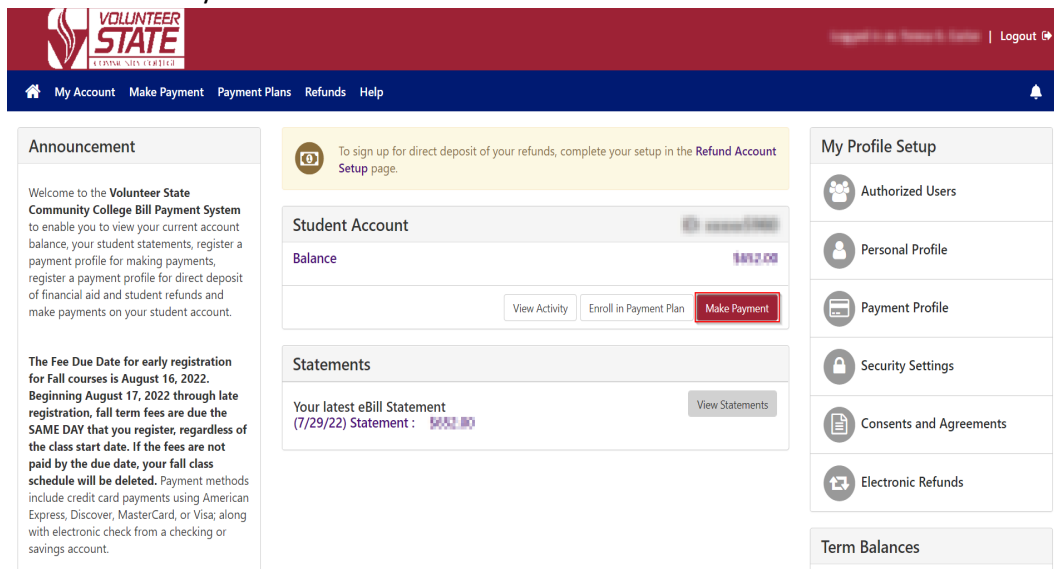


Select “Student” tab and “Continue”.



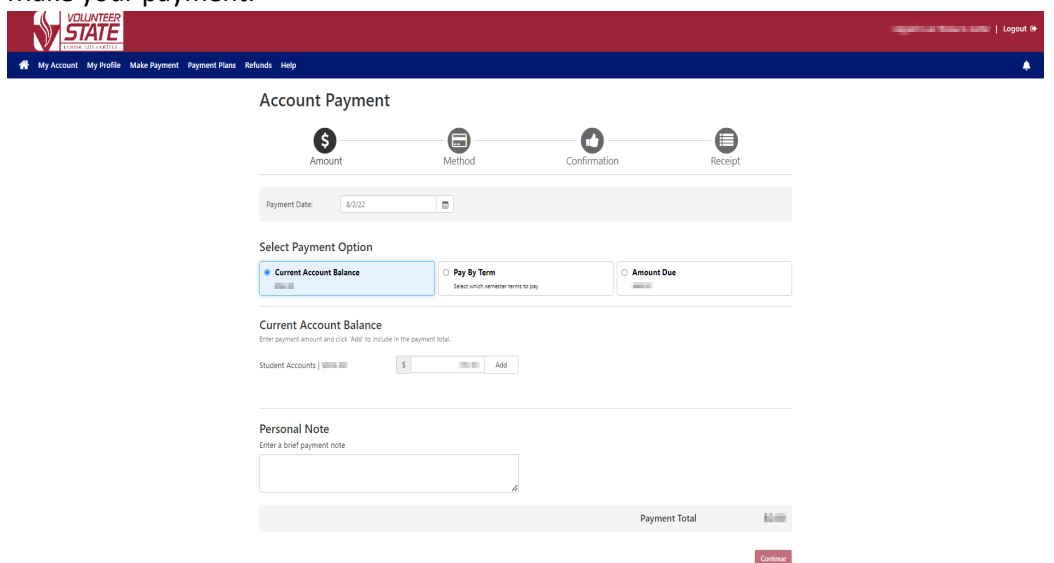
The screenshot shows the top navigation bar of the Volunteer State Community College website. The 'Student' tab is highlighted with a red box. Below the navigation bar, there is a search bar and a 'Go' button. A yellow horizontal line separates the navigation area from the main content area. Below the line, there is a message: "By clicking below, you will be directed to a secure site, where you can view your bill, make payments, and review refunds. When finished, log out and close the window. Select Return to Menu from the top right-hand corner of this page to return to the menu." Below this message, there is a red button labeled 'Continue'.

Select “Make Payment”



The screenshot shows the 'Make Payment' section of the Volunteer State Community College website. The top navigation bar is dark blue with the college logo and name. Below the navigation bar, there is a red button labeled 'Continue'. The main content area is divided into three columns. The left column contains an 'Announcement' section with text about the bill payment system and a fee due date. The middle column contains a 'Student Account' section with a balance of \$1,112.00 and a 'Make Payment' button. The right column contains a 'My Profile Setup' section with links to 'Authorized Users', 'Personal Profile', 'Payment Profile', 'Security Settings', 'Consents and Agreements', and 'Electronic Refunds'. Below the 'My Profile Setup' section, there is a 'Term Balances' section.

Make your payment.



The screenshot shows the 'Account Payment' section of the Volunteer State Community College website. The top navigation bar is dark blue with the college logo and name. Below the navigation bar, there is a red button labeled 'Continue'. The main content area is divided into two columns. The left column contains a 'Payment Date' field with a date of 8/2/22. Below this, there is a 'Select Payment Option' section with three radio buttons: 'Current Account Balance' (selected), 'Pay By Term', and 'Amount Due'. Below the 'Select Payment Option' section, there is a 'Current Account Balance' section with a text input field for the payment amount and an 'Add' button. Below the 'Current Account Balance' section, there is a 'Personal Note' section with a text input field for a brief payment note. The right column contains a 'Payment Total' section with a red button labeled 'Continue'.