

## HOW TO PURCHASE THE TEAS ASSESSMENT PRIOR TO TEST DAY

The current price is \$70, plus tax.

### SUMMARY

- **STEP 1:** Create an ATI account.
- **STEP 2:** Click “Add Product”.
- **STEP 3:** Enter the Assessment ID
- **STEP 4:** Enter Payment Information
- **STEP 5:** Complete Purchase

1<sup>st</sup> attempt: Assessment ID 19233431  
 2<sup>nd</sup> attempt: Assessment ID 19233433  
 3<sup>rd</sup> attempt: Assessment ID 19233434

### STEP 1: Enter the Assessment ID

Sign in to [www.atitesting.com](http://www.atitesting.com) with your Username and Password, or create a new account if needed.



On either the Student HOME page or MY ATI page, click **Add Product** in the upper right corner to open the Add Product window.

**Add Product** CLOSE

Add a product to your account

1<sup>st</sup> attempt: Assessment ID 19233431  
 2<sup>nd</sup> attempt: Assessment ID 19233433  
 3<sup>rd</sup> attempt: Assessment ID 19233434

**CONTINUE**

On the Add Product window, enter the Assessment ID number provided by the Testing Center, and click **CONTINUE**.

**Product Details** CLOSE

Description	Price
ATI TEAS	\$70.00

**CONTINUE**

The Product Details window provides a description of your purchase, along with the price. The current price is \$70, plus tax.

### Send Results

✕ CLOSE

Your results will be sent to zATI University free of charge.

**Select institutions ( \$0 each)**

Available Institutions

- AB Tech RIBN
- ACT College
- Adelphi U
- Advanced College
- Adventist U of Health Sciences Denver

Selected Institutions

Description	Price
Additional Test Results (0 Institution)	\$0.00
<b>Subtotal</b>	<b>\$0.00</b>

PREVIOUS CONTINUE

Since your institution will have a copy of your results, you may skip this section.

Click **Continue**.

### Purchase Details

✕ CLOSE

**Institution**  
zATI University

Description	Price
ATI TEAS	\$70.00
<b>Total</b>	<b>\$70.00</b>

PREVIOUS CONTINUE

The Purchase Details window provides a summary of the name and price of the Proctored Assessment you are purchasing. Review this information to make sure it is correct.

When you are finished reviewing the information, click **CONTINUE** to pay.

## STEP 2: Enter Payment Information

### Address Information

[CLOSE](#)

**Billing Address** Required\*

First Name\*  MI  Last Name\*

Address 1\*  Address 2

City\*  ZIP/Postal Code\*

Country\*  State/Province\*

**Shipping Address**

Same as billing address

Email Address\*  Phone\*

[PREVIOUS](#) [CONTINUE](#)

Make sure the **Shipping Address** box is checked. Since no product is being physically shipped, the Billing Address and Shipping Address are the same.

Verify that the address information from your account is correct and then click **CONTINUE**.

### Credit Card Details

[CLOSE](#)


**Institution**  
zATI University

**Billing Address** [Edit Billing Address](#)  
Winnie R Knoepker,  
7500 W. 160th Street,  
Stilwell, Kansas, 66085, United States.

**Shipping Address** [Edit Shipping Address](#)  
Winnie R Knoepker,  
7500 W. 160th Street,  
Stilwell, Kansas, 66085, United States.  
winifred.knoepker@ascendlearning.com  
(913) 664-0100





Description	Price
ATI TEAS	\$70.00
Tax Amount	\$0.00
<b>Total</b>	<b>\$70.00</b>

**Credit Card Information**

Card Number  

MM / YY  
08 / 19

CVV (3 digits)  
321


[PREVIOUS](#) [Submit Order](#)

Double-check your Billing Address information. If necessary, click **Edit Billing Address** to make any changes.

Enter your 16-digit Credit Card Number, your card's Expiration Date. In the *CVV Number* field, enter the 3-digit security code from the back of your card.

When you are sure all your information is correct, click **Submit Order**.

**Order Summary** ✕ CLOSE



Congratulations! Your payment is successful. Below are the details of your payment.

**Order Summary**

Description	Price
ATI TEAS	\$70.00
Tax Amount	\$0.00
<b>Total</b>	<b>\$70.00</b>

Student: Winnie R Knoepker  
 Name on credit card: Winnie R Knoepker  
 Date and time paid: 01/10/2016 10:12:37 AM  
 Institution: zATI University  
 Class: 1218

Your product(s) will be made available once your order has been processed on the date defined by your institution.

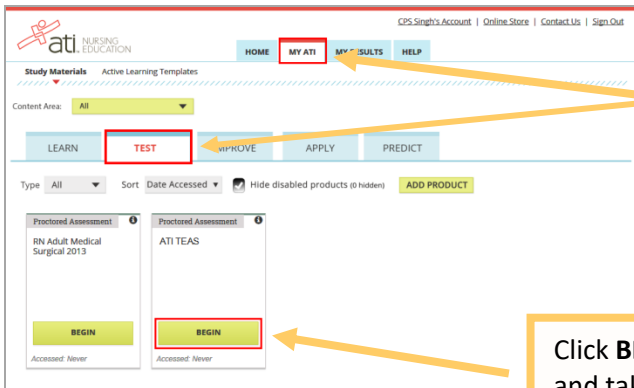
**Print Receipt**

The Order Summary window confirms your payment and payment details.

To print a receipt, click **Print Receipt**, select your printer settings, if necessary, and then click **Print**.

Click **CLOSE** in the upper right corner to return to your student HOME page.

### STEP 3: Access the Assessment on Test Day



The screenshot shows the ATI Nursing Education website interface. The navigation menu includes HOME, MY ATI, MY RESULTS, and HELP. The 'MY ATI' menu item is highlighted. Below the navigation, there are buttons for LEARN, TEST, IMPROVE, APPLY, and PREDICT. The 'TEST' button is highlighted. Below these buttons, there are two 'Proctored Assessment' cards. The first card is for 'RN Adult Medical Surgical 2013' and the second is for 'ATI TEAS'. Both cards have a 'BEGIN' button highlighted.

On test day, click **MY ATI** and then **TEST**. The product card for the TEAS Assessment you purchased displays.

Click **BEGIN** to open the Instructions page and take the assessment.

[Go back to the top](#)