

# Student Learning Outcomes Assessment

## Logistics and Supply Chain Management, CERT.

### LOGI, CERT. Program Learning Outcomes

1. Describe practical applications that address real-life challenges and opportunities in logistics and supply chain management.
2. Describe the latest professional concepts of transportation management and apply them in a global supply chain environment.
3. Demonstrate knowledge of the role warehouses and distribution centers (DCs) play in the supply chain.
4. Recognize the impact of purchasing and supply chain management on the competitive success and profitability of modern organizations.

### Key Assessment Course(s)\*

LOGI 1010 Transportation

LOGI 1030 Distribution Center & Warehouse Management

LOGI 2040 Sourcing and Procurement

\*Appropriate course learning outcomes are assessed. See rubrics for CLOs.

### Assessment Activities and Tools

[LOGI 1010 SLO Assessment Rubric](#)

[LOGI 1030 SLO Assessment Rubric](#)

[LOGI 2040 SLO Assessment Rubric](#)

### Conducting the Assessment in eLearn

[Connecting Assessment to eLearn Instructions](#)

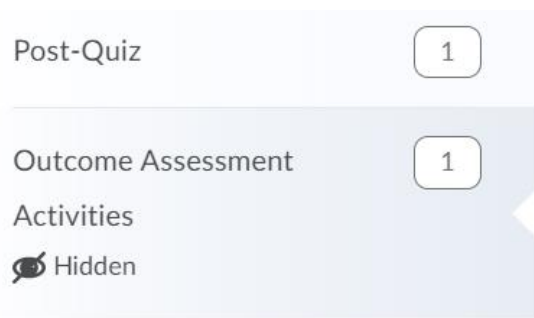
[Connecting Assessments to eLearn Video Tutorial](#)

[Scoring Assessments in eLearn Instructions](#)

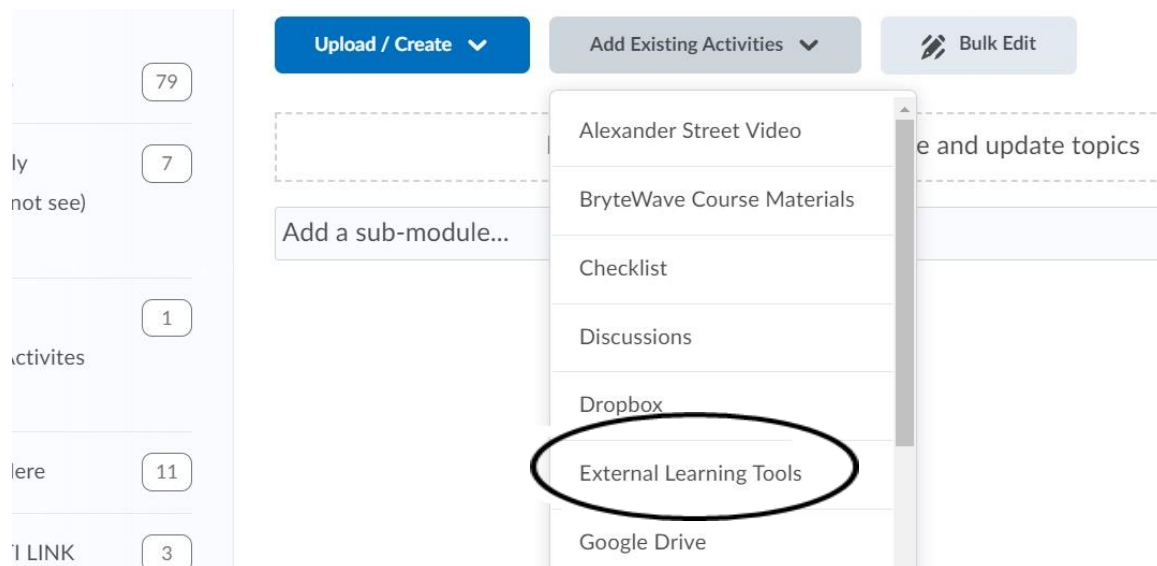
[Scoring Assessments in eLearn Video Tutorial](#)

## Connecting Assessment to eLearn

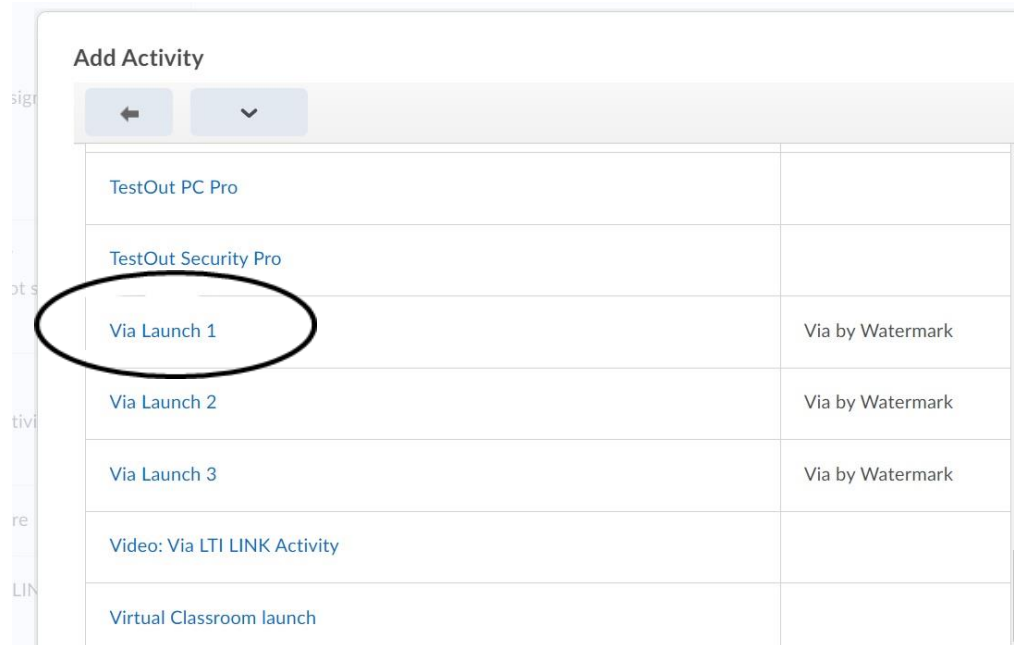
1. Login to your eLearn account.
2. Open the course shell you wish to link the assessment activity.
3. Navigate to your **Content** section of the course shell.
4. A. Click the existing **Outcomes Assessment Activities** module and then skip to Step 7.  
OR  
B. If the Outcomes Assessment Module is not in your content area, click the **Add Module** dialog box and name it **Outcomes Assessment Activities** and hit Enter. Continue to Step 5.



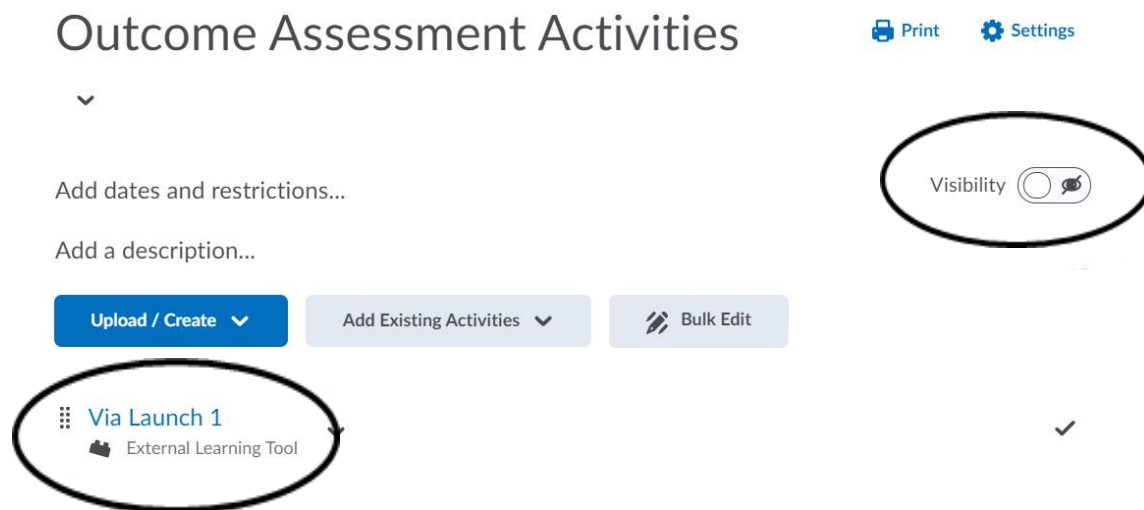
5. From the Outcome Assessment Activities click the **Add Existing Activity** drop down menu and choose External Learning Tools:



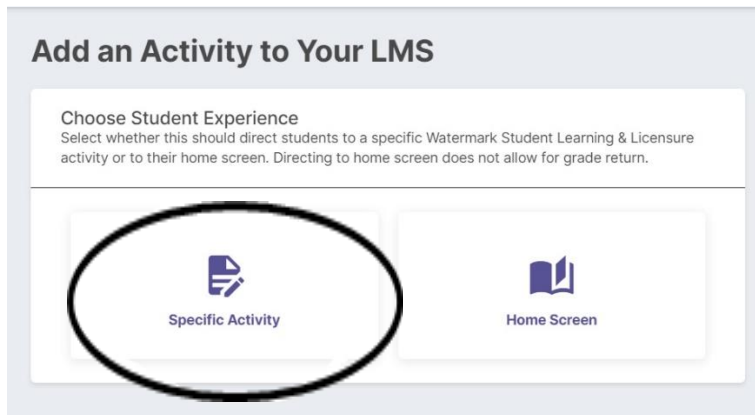
6. Once the new window opens, click the **Via Launch 1** option:



7. From the Outcome Assessment Activities module, double click the eye icon to **make the module invisible**, then click the **Via Launch 1 OR Click HERE to complete your Via Student Learning Outcome Assessment** (if using model course shell) hyperlink:



8. Once the new window opens, click the **Specific Activity** button - *(If this is your first time you will need to accept the terms and conditions).*



9. Choose the corresponding course section title in list provided:

### 1. Choose Group

Select the Watermark Student Learning & Licensure Group from which you would like to connect an Activity.

---

<input type="radio"/> Fall 2021 HIST2320 001 Start date: 12/16/2021 End date: 12/08/2021	Course
<input checked="" type="radio"/> Fall 2021 LOGI1010 C01 Start date: 12/16/2021 End date: 12/08/2021	Course

10. Next in section 2, choose the assessment activity (multiple activities must be linked separately).

### 2. Choose Existing Activity

Select the specific Watermark Student Learning & Licensure Activity to which you would like to direct students. You may only select from published Activities.

---

<input checked="" type="radio"/> LOGI 1010 SLO Assessment Activity Visible on: 12/16/2021	Published
----------------------------------------------------------------------------------------------	-----------

11. Click the blue **Select and Save** button at the top right-hand side of the screen:

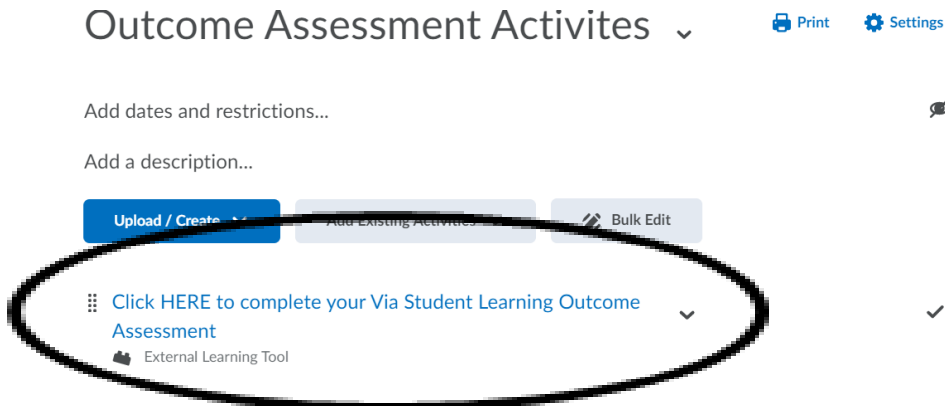


12. You have successfully connected your eLearn section to the Via Student Learning Outcome Activity!

- Each section must be linked individually – repeat steps 1-11 for each section you teach.
- The Outcome Assessment Activity module can be copied over every semester from previous semesters, but the activities must be linked (steps 7-11) each semester. The links do not transfer to future terms.
- If your course has more than one assessment activity, they must be linked separately – add a new activity link for each assessment activity (steps 5-11)
- Please contact the Institutional Effectiveness and Assessment Associate for assistance completing the assessment – Please refer rubric specific questions to your department chair or program director.





## Scoring Assessments in eLearn

1. Login to you eLearn course shell.
2. Navigate to the **Content** area.
3. Open the **Outcomes Assessment Activity** module (see previous eLearn/Via connection instructions).
4. Click the **Click HERE to complete your Via Student Learning Outcome Assessment OR Via Launch 1** hyperlink within the Outcomes Assessment Activity module.



5. Click on the individual student name that you would like to begin scoring.

Submissions by Status  
■ Awaiting Assessment (6/6)

Progress by Student			Filter by Status	All
STUDENT NAME	AWAITING ASSESSMENT	DONE		
 Student10, Via	■ Published at: 10/28/2021 3:26 PM			
 Student3, Via	■ Published at: 10/28/2021 3:26 PM			
 Student6, Via	■ Published at: 10/28/2021 3:26 PM			
 Student7, Via	■ Published at: 10/28/2021 3:26 PM			

6. Click on the **View Rubric Details** hyperlink, to the right under Assessment Panel.

General Education Outcomes Assessment


ASSESSMENTS HISTORY UNDO CANCEL

General Education Outcomes Assessment

Faculty, use the rubric under the Assessment Panel to assess the Student Learning Outcomes. This activity will not redirect the grades associated with the assignment. Please use the eLearn rubric for grading.

To complete the rubric, under **Assessment Panel** click [View Rubric Details](#). Once you've made the assessment selections, click **CLOSE**, then click **SUBMIT**.

Assessment Panel

Assessment Rubric\*  
[View Rubric Details](#) 

5/25 - 20.00%

Elements	Exce...	Good	Aver...	Fair	Poor
Primar...	✓	✓	✓	✓	✓
Orders ...	✓	✓	✓	✓	✓
Develo...	✓	✓	✓	✓	✓
Diction,...	✓	✓	✓	✓	✓
Suppor...	✓	✓	✓	✓	✓

Activity Comments

7. Point and click to select the appropriate boxes that correspond to student's activity responses. Then click **CLOSE**.

STUDENT10, VIA | ACTIVITY SCHEDULER TRAINING ACTIVITY

TRAINING RUBRIC

CLOSE

Total Score: 4/4 - 100.00% - Mean 4.00

CLEAR SELECTION

ELEMENTS	BEST	POODER	GOOD	NOT PRETTY	N/A
Student smiled at me	4 Points With all teeth	3 Points With few teeth	2 Points gave me a grin	1 Point didn't smile at me	N/A
Comment					

8. Click **SUBMIT** if you have completed the scoring. Click **SAVE** if you intend to complete scoring at a different time.

STUDENT10, VIA | FALL 2021 SB 1010 SANDBOX COURSE

### Activity Scheduler Training Activity

ASSESSMENTS HISTORY

SUBMIT

SAVE

CANCEL

Activity Scheduler Training Activity

Follow instructions and score the rubric.

Assessment Panel

Assessment Rubric\*

View Rubric Details

0/0 - 0.00%

Elements	Best	Good...	Good	Not ...	N/A
Studen...	✓	✓	✓	✓	✓

Clear Selection

9. **N/A is enabled and should be used** for students that have withdrawn, are no longer attending or have not completed the assignment/test being scored for the assessment activity. Clicking the row header for each column has select all functionality.

Total Score: 0/0 - 0.00% - Mean 0.00

ELEMENTS	BEST	GOODER	GOOD	NOT PRETTY	N/A
Student smiled at me	4 Points With all teeth	3 Points With few teeth	2 Points gave me a grin	1 Point didn't smile at me	N/A
Comment					

Select All SELECTION

10. You have successfully scored your Student Learning Outcome Activity!
  - a. Each student must be scored individually – repeat steps 5-9 for each student in your sections.
  - b. Please contact the Institutional Effectiveness and Assessment Associate for assistance scoring the assessment - Please refer rubric specific questions to your department chair or program director.

**Assessment activities will utilize the following rubrics.**

**LOGI 1010 SLO Assessment Rubric Detail**

Generated by: Mallory Ray 12/16/2021

Rubric Title: LOGI 1010 SLO Assessment Rubric

Mapped standards: LOGI.TC.1 - LOGI.TC.1 Real-life Challenges and Opportunities / LOGI.TC.2 - LOGI.TC.2 Global Supply Chain / LOGI.1010.1 - LOGI.1010.1 Transportation function / LOGI.1010.2 - LOGI.1010.2 Global transportation / LOGI.1010.3 - LOGI.1010.3 Global management

☒ Enable the N/A option for assessment
**Rubric Structure**

Elements	Exemplary	Satisfactory	Developing	Unsatisfactory	N/A
	4 Points	3 Points	2 Points	1 Point	N/A
<b>Content</b>	The case analysis demonstrates full knowledge of the subject matter	The case analysis demonstrates knowledge but does not completely answer the case	The case analysis does not completely answer the case question.	The case analysis is unsatisfactory	
<b>LOGI.TC.2 - LOGI.TC.2 Global Supply Chain</b>	Met	Met	Not Met	Not Met	
<b>LOGI.1010.1 - LOGI.1010.1 Transportation function</b>	Met	Met	Not Met	Not Met	
<b>LOGI.1010.2 - LOGI.1010.2 Global transportation</b>	Met	Met	Not Met	Not Met	
<b>LOGI.1010.3 - LOGI.1010.3 Global management</b>	Met	Met	Not Met	Not Met	
<b>LOGI.TC.1 - LOGI.TC.1 Real-life Challenges and Opportunities</b>					N/A
	4 Points	3 Points	2 Points	1 Point	

<b>Mechanics, Organization, Spelling and Grammar</b>	Expresses opinions and ideas in a clear and concise manner  Case has few errors in punctuation, spelling, and grammar	Opinions and ideas are organized in a way that is easy to follow  The case has errors in punctuation, spelling, and grammar.	Does not express opinions or ideas clearly.  The case has poor punctuation, spelling, and grammar.	Unsatisfactory mechanics	
	4 Points	3 Points	2 Points	1 Point	N/A
<b>Length of analysis, references, citations</b>	The written analysis justifies the solution to the case.  References are properly cited	The written analysis shows justification but is not complete. References provide but not properly cited.	The written response is weak and without complete thoughts. References not complete	Unsatisfactory. Case response was not long enough to effectively answer the questions  No references provided	

**LOGI1030 SLO Assessment Rubric Detail**

Generated by: Mallory Ray 12/16/2021

Rubric Title:

LOGI1030 SLO Assessment Rubric

Mapped standards:

LOGI.TC.1 - LOGI.TC.1 Real-life Challenges and Opportunities / LOGI.TC.3 - LOGI.TC.3 Role of Logistics / LOGI.1030.1 - LOGI.1030.1 Warehousing concepts / LOGI.1030.2 - LOGI.1030.2 Warehouse and DC performance / LOGI.1030.3 - LOGI.1030.3 Warehouse and DC staffing

☒ Enable the N/A option for assessment**Rubric Structure**

Elements	Exemplary	Satisfactory	Developing	Unsatisfactory	N/A
	4 Points	3 Points	2 Points	1 Point	N/A
<b>Content</b>	The case analysis demonstrates full knowledge of the subject matter	The case analysis demonstrates knowledge but does not completely answer the case	The case analysis does not completely answer the case question.	The case analysis is unsatisfactory	
<b>LOGI.1030.1 - LOGI.1030.1 Warehousing concepts</b>	Met	Met	Not Met	Not Met	
<b>LOGI.1030.2 - LOGI.1030.2 Warehouse and DC performance</b>	Met	Met	Not Met	Not Met	
<b>LOGI.1030.3 - LOGI.1030.3 Warehouse and DC staffing</b>	Met	Met	Not Met	Not Met	
<b>LOGI.TC.3 - LOGI.TC.3 Role of Logistics</b>	Met	Met	Not Met	Not Met	
<b>LOGI.TC.1 - LOGI.TC.1 Real-life Challenges and Opportunities</b>					N/A
	4 Points	3 Points	2 Points	1 Point	

<b>Mechanics, Organization, Spelling and Grammar</b>	Expresses opinions and ideas in a clear and concise manner  Case has few errors in punctuation, spelling, and grammar	Opinions and ideas are organized in a way that is easy to follow  The case has errors in punctuation, spelling, and grammar.	Does not express opinions or ideas clearly.  The case has poor punctuation, spelling, and grammar.	Unsatisfactory mechanics	
	4 Points	3 Points	2 Points	1 Point	N/A
<b>Length of analysis, references, citations</b>	The written analysis justifies the solution to the case.  References are properly cited	The written analysis shows justification but is not complete. References provide but not properly cited.	The written response is weak and without complete thoughts. References not complete	Unsatisfactory. Case response was not long enough to effectively answer the questions  No references provided	

**LOGI 2040 SLO Assessment Rubric Detail**

Generated by: Mallory Ray 12/16/2021

Rubric Title: LOGI 2040 SLO Assessment Rubric

Mapped standards: LOGI.TC.1 - LOGI.TC.1 Real-life Challenges and Opportunities / LOGI.TC.4 - LOGI.TC.4 Competitive Success and Profitability / LOGI.2040.1 - LOGI.2040.1 Purchasing management / LOGI.2040.2 - LOGI.2040.2 Purchasing issues / LOGI.2040.3 - LOGI.2040.3 Purchasing strategy

☒ Enable the N/A option for assessment
**Rubric Structure**

Elements	Exemplary	Satisfactory	Developing	Unsatisfactory	N/A
	4 Points	3 Points	2 Points	1 Point	N/A
<b>Content</b>	The case analysis demonstrates full knowledge of the subject matter	The case analysis demonstrates knowledge but does not completely answer the case	The case analysis does not completely answer the case question.	The case analysis is unsatisfactory	
<b>LOGI.TC.4 - LOGI.TC.4 Competitive Success and Profitability</b>	Met	Met	Not Met	Not Met	
<b>LOGI.TC.1 - LOGI.TC.1 Real-life Challenges and Opportunities</b>	Met	Met	Not Met	Not Met	
<b>LOGI.2040.1 - LOGI.2040.1 Purchasing management</b>	Met	Met	Not Met	Not Met	
<b>LOGI.2040.2 - LOGI.2040.2 Purchasing issues</b>	Met	Met	Not Met	Not Met	
<b>LOGI.2040.3 - LOGI.2040.3 Purchasing strategy</b>	Met	Met	Not Met	Not Met	
	4 Points	3 Points	2 Points	1 Point	N/A

<b>Mechanics, Organization, Spelling and Grammar</b>	Expresses opinions and ideas in a clear and concise manner  Case has few errors in punctuation, spelling, and grammar	Opinions and ideas are organized in a way that is easy to follow  The case has errors in punctuation, spelling, and grammar.	Does not express opinions or ideas clearly.  The case has poor punctuation, spelling, and grammar.	Unsatisfactory mechanics	
	4 Points	3 Points	2 Points	1 Point	N/A
<b>Length of analysis, references, citations</b>	The written analysis justifies the solution to the case.  References are properly cited	The written analysis shows justification but is not complete. References provide but not properly cited.	The written response is weak and without complete thoughts. References not complete	Unsatisfactory. Case response was not long enough to effectively answer the questions  No references provided	